

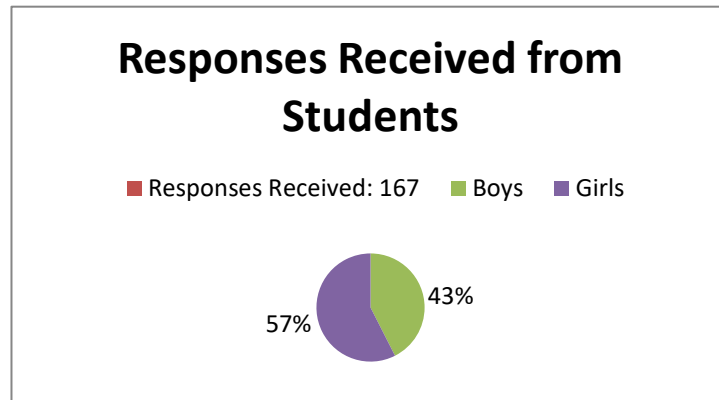
S. R. FATEPURIA COLLEGE

P.O. - BELDANGA, DIST. - MURSHIDABAD

PIN - 742133

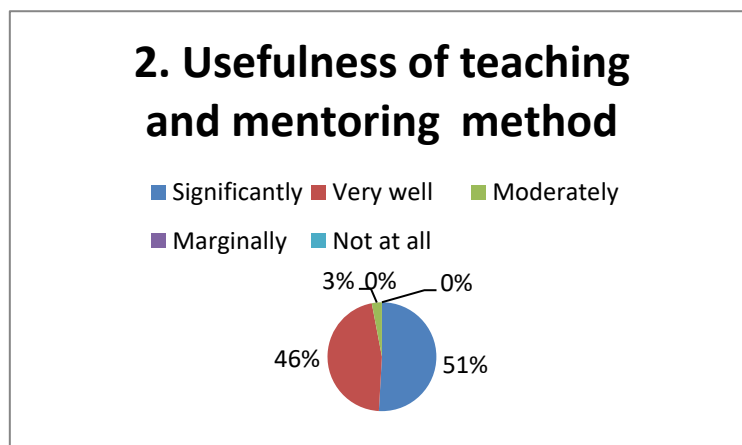
STUDENT SATISFACTION SURVEY (SSS): 2023-2024

1. The survey was conducted in the month of February, 2024 among the 1st Semester, 3rd Semester, 5th Semester students of this college. The questions in the questionnaire were mixture of 5-point Likert scale questions, dichotomous questions and one open-ended question. It was optional for the students to participate in the survey. Only 167 students responded and among them, 96 were girls.



57% of the respondents were girls and around 43% were boys.

2. Is teaching and mentoring that takes place in the college useful?

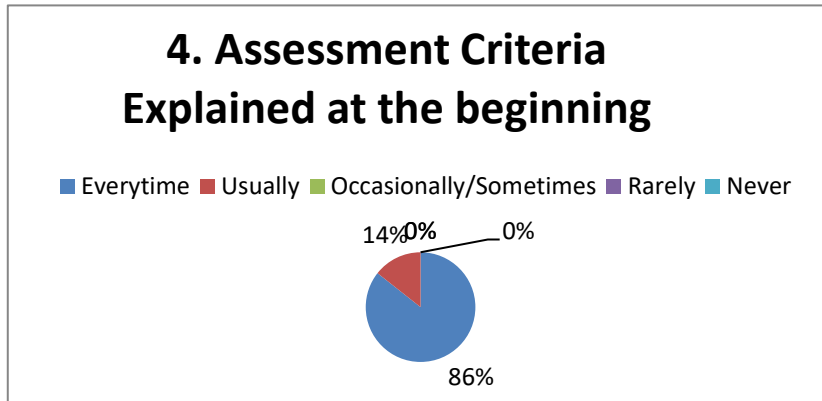


51% of the students reported that teaching and mentoring were **significantly useful** and 46% of the students reported that they were **very well** helpful. Remaining 3% responded they were moderately.

3.Are the courses outcomes and programme outcomes explained to you by the faculty?

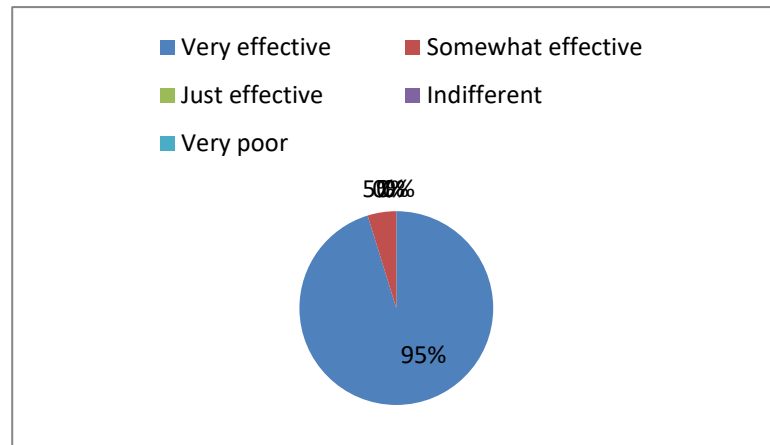
All the responding students (**100%**) reported that the courses outcomes and programme outcomes were **fully** explained to them by the faculty members every time.

4.Are the assessment criteria for the courses explained to you at the beginning of the semester?



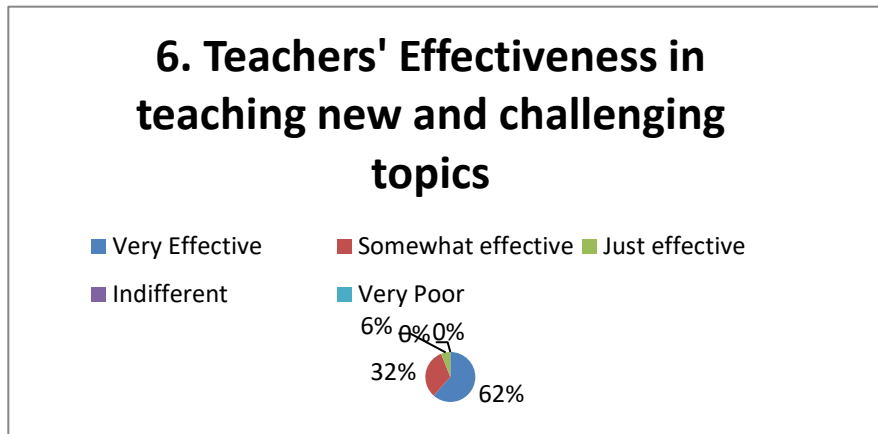
86% of the responding students reported that the assessment criteria were explained to them by the teachers **every time** and the remaining 14% reported that it was done **usually**.

5. How effective is the faculty in communicating the content of the courses when they teach?



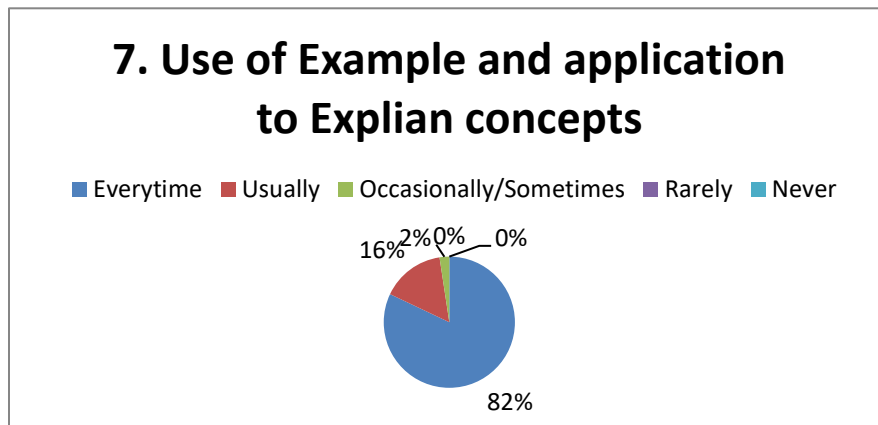
Regarding the effectiveness of the faculty in communicating the content of the courses ,95% of the responding students reported that teachers are **very effective** in communicating the content of the courses and the remaining 5% reported that they are **somewhat effective** in this area.

6. How effective are the teachers in teaching new and challenging topics?



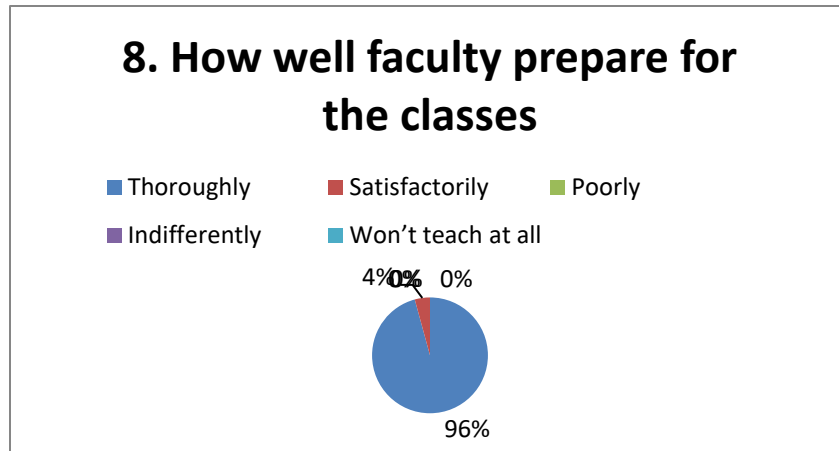
Regarding effectiveness of the teachers in teaching new and challenging topics, 62% of the respondents reported that teachers are **very effective** in teaching new and challenging topics, 32% reported that they are **somewhat effective** and remaining 6% reported that teachers were **just effective** in this area.

7. Do teachers use examples and applications to explain concepts in order to make the course interesting and relevant?



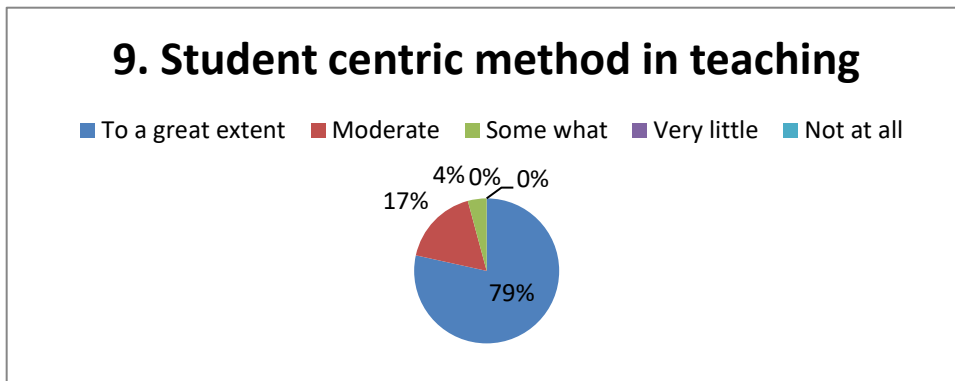
Regarding to this ,82% of the respondents reported that the teachers use effective examples and applications **everytime** to explain the concepts which make the course interesting and relevant while 16% of the respondents reported that teachers do that **usually** and the remaining 2% reported with **occasionally**.

8. How well do you think the faculty prepare for the classes?



96% of the responding students reported that the teachers take the classes being **thoroughly** prepared and the remaining 4% reported that the teachers were **satisfactorily** prepared.

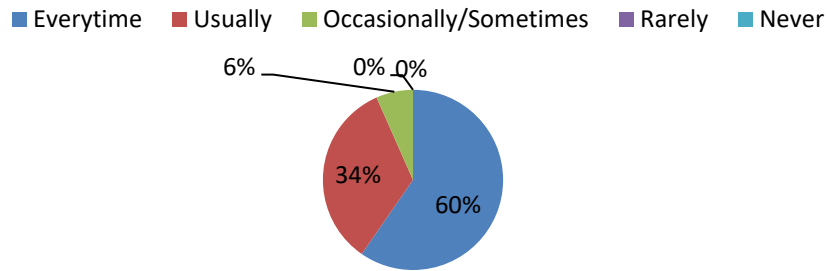
9. Are the student-centric methods like participating and problem-solving methods used for enhancing the learning process?



Regarding whether the student-centric methods, like participative learning and problem-solving methods are used for enhancing the learning process, 79% of the students reported that students' centric methods were used by the teachers **to a great extent** while 17% of the students reported that they were used **moderately** and the remaining 4% reported with **somewhat**.

10. Do teachers make an effort to identify your weaknesses and help you to overcome them?

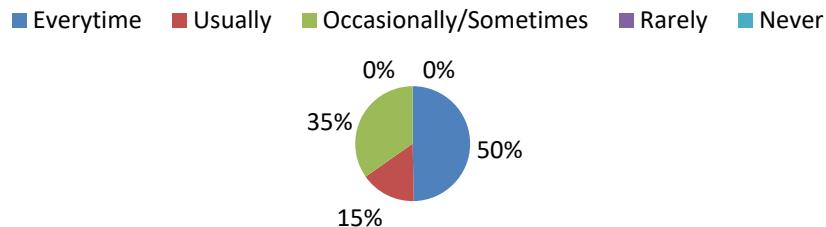
10. Teachers effort to identify weaknesses and help to overcome



Regarding efforts of the teachers to identify the weaknesses of students and help to overcome them, 60% of the respondents reported that the teachers make efforts to identify their weakness and help them to overcome it **everytime**, 34% of them reported that teachers do this **usually** and the remaining 6% reported with **occasionally**.

11. Do the teachers check on you with regards to your academic and co-curricular responsibilities?

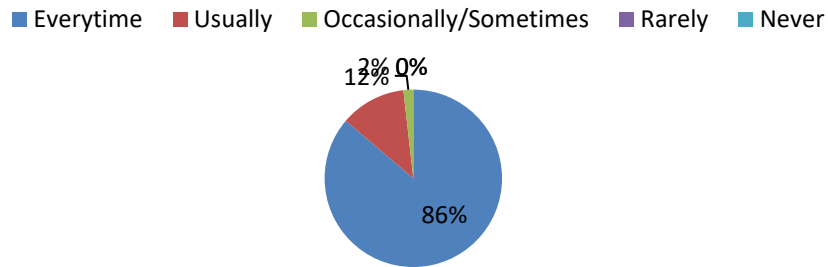
11. Teachers check on regarding academic and co-curricular responsibilities of students



Whether teachers check on students with regard to academic and co-curricular responsibilities, 50% of the respondents reported that they did it **every time**, 15% reported that they did it **usually** and the remaining 35% reported with **occasionally**.

12. Are the teachers available for the academic guidance after class?

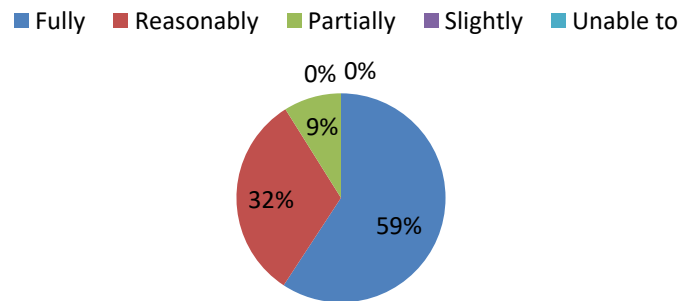
12. Teachers available for academic guidance after class



Whether teachers are available for academic guidance after class, 86% of the respondents reported that the teachers are open **everytime**, 12% reported that they are open **usually** and the remaining 2% reported that they are **occasionally**.

13. Does the faculty make an attempt to identify your strengths and encourage you by providing suitable challenges?

13. Faculty Identifies strength etc



Regarding attempts of the faculty to identify strengths of students and encourage them by providing suitable challenges, 59% of the respondents reported **fully**, 32% reported **reasonably** and the remaining 9% reported partially attempts were made.

14. Is the evaluation process of the internal examination/assignments/tutorials fair?

14. Fairness of evaluation of Internal Examination

■ Always fair ■ Usually fair ■ Sometimes unfair ■ Usually unfair ■ Unfair

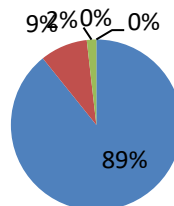


100% of the respondents reported that evaluation process is **always fair**.

15. Are the assignments/tutorials returned within a reasonable period of time?

15. Assignment returned within reasonable period

■ Everytime ■ Usually ■ Occasionally/Sometimes ■ Rarely ■ Never



Whether the assignments are returned within a reasonable period of time, 89% of the respondents reported that it is done **everytime**, 9% reported with **usually** and the remaining 2% reported with **occasionally**.

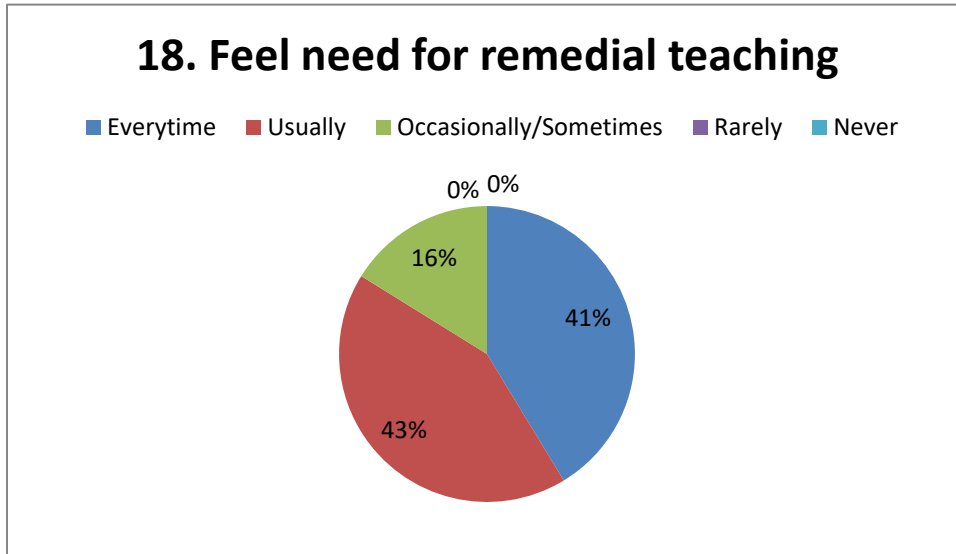
16. Are the results of the internal examinations available online within one month of the completion of the examinations?

All the respondents (100%) reported with **rarely**.

17. Are the teachers willing to discuss the assignments/exam question papers and answer script with you?

Out of 167 respondents, 157 reported that the teachers are willing to discuss the question papers with the answer scripts **everytime**, 8 of them reported with **usually** and the remaining 2 reported with **occasionally**.

18. Do you feel the need of remedial teaching?



Whether students feel the need for remedial teaching, 41% of the students feel **every time**, 43% reported that they feel **usually** and 16% of the students feel **Occasionally/Sometimes**.

19. What percent of teachers use ICT tools like LCD projector etc while teaching?

140 respondents reported that between **50 to 69%** of the teachers use various ICT tools for teaching, 14 reported with **30 to 49%** and remaining reported with **70 to 89%**. Here use of microphone is also considered as ICT tools.

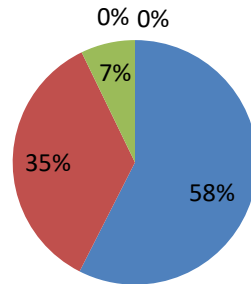
20. Do the teachers treat you with respect?

All the students (100%) reported that they were treated with respect.

21. How would you rate the quality of the teaching-learning process in the college?

21. Quality of teaching learning process

■ Excellent ■ Good ■ Fair ■ Poor ■ Very Poor



When asked about how they would rate the quality of the teaching-learning process in the college, 58% of the respondents reported with **excellent**, 35% reported with **fair** and the remaining 7% reported with **good**.

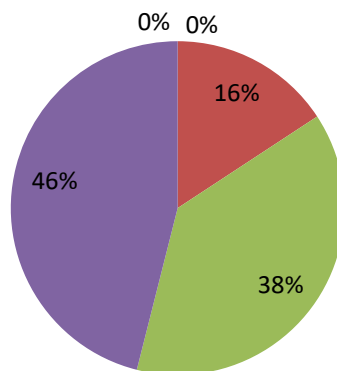
22. Are you offered add-on/enrichment courses to provide you greater opportunities for learning and growth?

When asked if they are offered add-on/enrichment courses to provide greater opportunities for learning and growth, 97 students reported that they are offered **rarely**, 47 reported with **sometimes** and the remaining 23 reported with **often**.

23. Are you given the opportunity to go on field visits as and when needed?

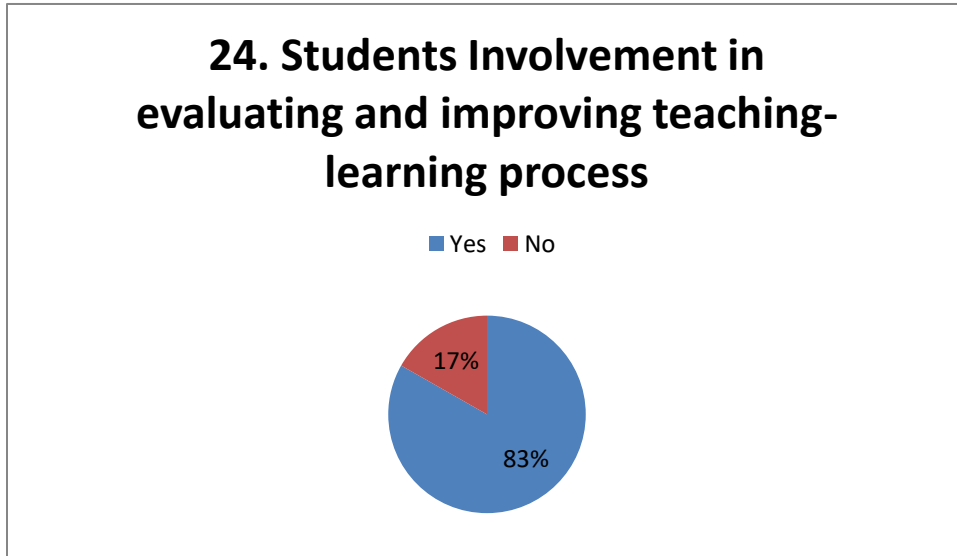
23. Opportunity to go on field visits

■ Regularly ■ Often ■ Sometimes ■ Rarely ■ Never



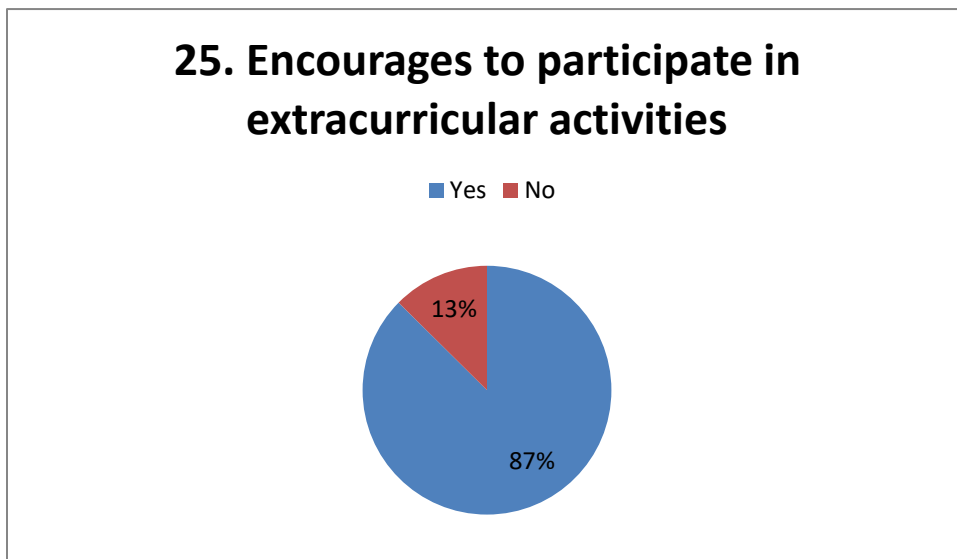
When asked about whether they were given the opportunity to go on field visits as and when needed, 16% of the respondents reported that they were **often** given opportunity and 38% of the respondents reported that they were **sometimes** given the opportunity to go on field visits and rest 46% reported that they were rarely given the opportunities.

24. Does the college try to involve students in evaluating and improving the teaching-learning process?



When asked about whether the college tries to involve students in evaluating and improving the teaching-learning process, 83% of the respondents reported **affirmative** and the remaining 17% reported **negative**.

25. Are you encouraged to participate in extracurricular activities?



When asked about whether students are encouraged to participate in extracurricular activities, 87% reported **affirmative** and 13% reported **negative**.

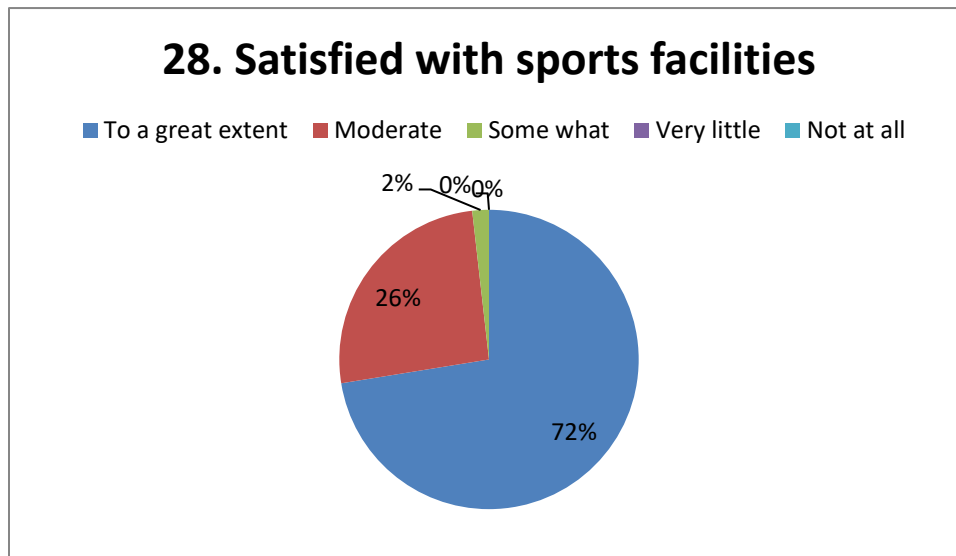
26. Does the college engage in imparting soft skills?

Whether the students asked if the college engages them in imparting soft skills, 117 of them reported with **somewhat**, 21 responded with **moderate** and the rest 29 reported with very **little**.

27. Does the college impart employability skills?

Whether the students asked if the college imparts them employability skills, 86 of them reported with **somewhat**, 5 responded with **moderate** and the rest 76 reported with very **little**.

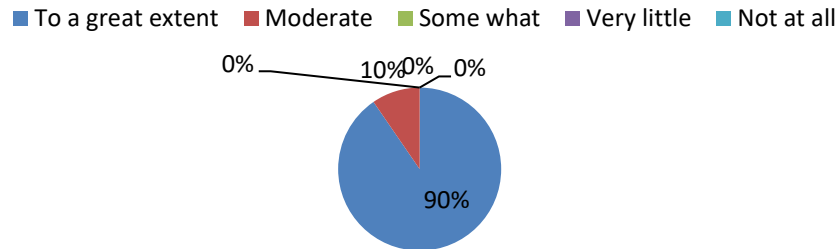
28. Considering the constraints of space and topography in the college, are you satisfied with the sports facilities provided to you?



When asked about whether students are satisfied with the sports facilities provided, considering the constraints of space and topography in the college, 72% reported that they were satisfied **to a great extent**, 26% reported that they were **moderately** satisfied and remaining 2% reported that they were **somewhat** satisfied.

29. Has participation in NSS and other societies in the college helped in your overall development?

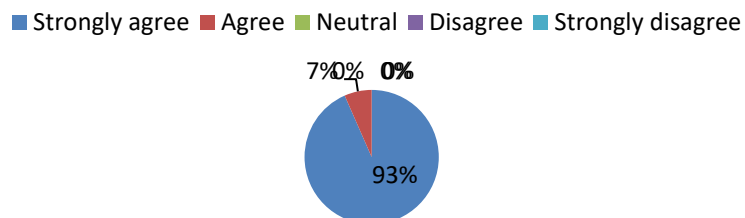
29. NSS etc. helped in overall development



When asked about whether the participation in NSS and other societies in the college helped in their overall development, 90% reported **to a great extent** and the remaining 10% reported **moderately**.

30. Are the library resources and services at college sufficiently meeting your needs?

30. Satisfied with the library resources



When asked about whether the library resources and services at college sufficiently meet their needs, 93% of the respondents **strongly agreed** and the remaining 7% **agreed**.